



Quick Installation Guide



TEG-S50g
TEG-S80g
H/W: V1

Table of Contents

English	1
1. Before You Start	1
2. Hardware Installation	3
3. LEDs	4
Technical Specifications	6
Troubleshooting	8



Package Contents

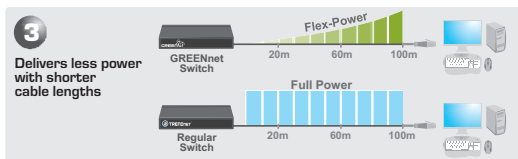
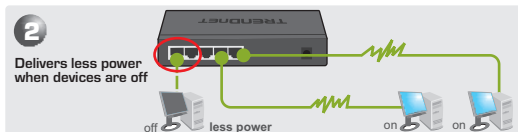
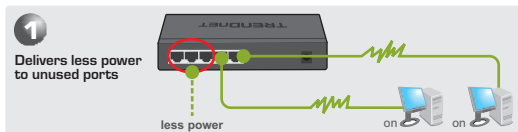
- TEG-S50g/TEG-S80g
- Quick Installation Guide
- AC Power Adapter (7.5V DC, 1A)

Installation Requirements

- A computer with a network adapter installed
- Cat-5e or Cat-6 Network Cable
- The surface must support at least 1.5 Kg for the Switch
- The power outlet should be within 1.82 meters (6 feet) of the Switch
- Visually inspect the DC power jack to make sure that it is securely connected to the power adapter
- Make sure that there is proper heat dissipation from and adequate ventilation around the Switch
- Do not place heavy objects on the Switch

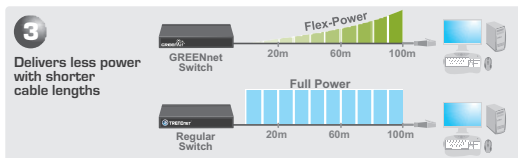

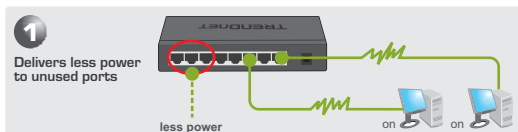
Application

TEG-S50g



*Max power savings compared with standard TRENDnet switches.

TEG-S80g



*Max power savings compared with standard TRENDnet switches.

2. Hardware Installation

1. Connect the **AC Power Adapter** to the TEG-S50g/TEG-S80g and then to a power outlet.



2. Connect a CAT-5e or CAT-6 RJ-45 network cable from the computer to an available Ethernet port of the TEG-S50g/TEG-S80g.



TEG-S50g

Power

Green: Power is on.
Not Illuminated: Power is off.

Link/ACT

Green(Solid): Link to another device.
Green(Blinking): Activity is occurring from the link
Not Illuminated: Nothing is detected on the port.



1000Mbps

Green: Connection for the port is 1000 (Full)
Not Illuminated: Connection for the port is 10 or 100 or nothing is detected on the port.

100Mbps

Green: Connection for the port is 100 (Full)
Not Illuminated: Connection for the port is 10(Full/Half) or 1000(Full/Half) or nothing is detected on the port.

TEG-S80g

Power

Green: Power is on.

Not Illuminated: Power is off.

Link/ACT

Green(Solid): Link to another device.

Green(Blinking): Activity is occurring from the link

Not Illuminated: Nothing is detected on the port.



100/1000Mbps

Green: Connection for the port is 1000 (Full)

Amber: Connection for the port is 100 (Full/Half)

Not Illuminated: Connection for the port is 10(Full/Half) or nothing is detected on the port.

Hardware	
Standards	IEEE 802.3 10BASE-T IEEE 802.3u 100BASE-TX IEEE 802.3ab 1000BASE-T IEEE 802.3x Flow Control
Network Media	Ethernet: 2-Pair UTP/STP CAT-3, -4, -5 Fast Ethernet: 2-Pair UTP/STP CAT-5, -5e, -6 Gigabit : 4-Pair UTP/STP CAT-5e, CAT-6 (Recommended)
Data Transfer Rate	Ethernet: 10Mbps (half-duplex), 20Mbps (full-duplex) Fast Ethernet: 100Mbps (half-duplex), 200Mbps (full-duplex) Gigabit Ethernet: 2000Mbps (full-duplex)
Protocol/Topology	CSMA/CD / Star
Interface	TEG-S50g: 5 x 10/100/1000 Auto-MDIX RJ-45 ports TEG-S80g: 8 x 10/100/1000 Auto-MDIX RJ-45 ports
Data RAM Buffer	TEG-S50g: 104KBytes per device TEG-S80g: 128Kbytes per device
Jumbo Frame Support	TEG-S50g: Up to 12Kbytes TEG-S80g: Up to 9612Bytes
Packet Filtering/ Forwarding Rate	10Mbps Ethernet: 14,880pps (packet per second) 100Mbps Fast Ethernet: 148,800pps 1000Mbps Gigabit Ethernet: 1,488,000pps
MAC Address Learning	Automatic Update
Filtering Table	TEG-S50g: 4K entries per device TEG-S80g: 4K entries per device
Switch Fabric	TEG-S50g: 10Gbps Forwarding Capacity TEG-S80g: 16Gbps Forwarding Capacity
Power Consumption	TEG-S50g: 3.67W (max) TEG-S80g: 5W (max)

Hardware	
Diagnostic LEDs	TEG-S50g: Power, Link/ACT, 100Mbps, 1000Mbps TEG-S80g: Power, Link/ACT, 100/1000Mbps
Power Adapter	7.5V DC, 1A External Power Adapter
Dimensions	171 x 98 x 28 mm (6.7 x 3.86 x 1.1 in.)
Weight	TEG-S50g: 430g TEG-S80g: 450g
Temperature	Operating: 0° ~ 40° C (32° ~ 104° F) Storage: -10° ~ 70° C (14° ~ 158° F)
Humidity	Operating: 10% ~ 90% Storage: 5% ~ 90%
Certification	CE, FCC

Q1: After connecting the Switch to a power outlet, the LEDs do not turn on.

A1: Check the connection of the external power adapter to the TEG-S50g/TEG-S80g and the power outlet. Also check that the power outlet is receiving power.

Q2: When I connect a computer to one of the ports on the Switch, the Power and the Link/ACT LED is lit, but I am not getting Gigabit speeds.

A2: First, check the LEDs. If you have the TEG-S50g, if the 1000Mbps LED is off, the computer's connection speed is 10Mbps or 100Mbps. If you have the TEG-S80g, if the 100/1000Mbps LED is amber, the computer's connection speed is 100Mbps. If the 100/1000Mbps LED is off, the computer's connection speed is 10Mbps. Second, check the Ethernet Cable. Make sure you are using CAT-5e or CAT-6 Ethernet Cables. Some CAT-5 cables are not rated to run in Gigabit. Third, make sure that you have a Gigabit Ethernet adapter installed on your computer.

Q3: After I connect my PCs to the Switch, I am unable to share files.

A3: First, check the LEDs on the Switch. Make sure the Link/ACT LED is on. Second, check the network cable. The minimum length of the cable is 1.5 meters and the maximum length of the cable is 100 meters. Third, disable any software firewall program. Fourth, verify that you have file sharing enabled. Please contact your Operating System support for more information.

Q4: After I connect my PCs to the Switch, I can only get onto the Internet from one computer.

A4: The Switch was not designed to share Internet between multiple computers. You need to get an Internet router such as the TW100-S4W1CA.

Q5: Where is the uplink port located on the Switch?

A5: Since all the ports on the Switch are Auto-MDIX, any of the ports can be used as an uplink port.

If you still encounter problems or have any questions regarding the TEG-S50g/TEG-S80g please contact Trendnet's Technical Support Department.

Limited Warranty

TRENDnet warrants its products against defects in material and workmanship, under normal use and service, for the following lengths of time from the date of purchase.

TEG-S50g/TEG-S80g - 5-Year Limited Warranty

If a product does not operate as warranted above during the applicable warranty period, TRENDnet shall, at its option and expense, repair the defective product or deliver to customer an equivalent product to replace the defective item. All products that are replaced will become the property of TRENDnet. Replacement products may be new or reconditioned.

TRENDnet shall not be responsible for any software, firmware, information, or memory data of customer contained in, stored on, or integrated with any products returned to TRENDnet pursuant to any warranty.

There are no user serviceable parts inside the product. Do not remove or attempt to service the product through any unauthorized service center. This warranty is voided if (i) the product has been modified or repaired by any unauthorized service center, (ii) the product was subject to accident, abuse, or improper use (iii) the product was subject to conditions more severe than those specified in the manual.

Warranty service may be obtained by contacting TRENDnet office within the applicable warranty period for a Return Material Authorization (RMA) number, accompanied by a copy of the dated proof of the purchase. Products returned to TRENDnet must be pre-authorized by TRENDnet with RMA number marked on the outside of the package, and sent prepaid, insured and packaged appropriately for safe shipment.

WARRANTIES EXCLUSIVE: IF THE TRENDNET PRODUCT DOES NOT OPERATE AS WARRANTED ABOVE, THE CUSTOMER'S SOLE REMEDY SHALL BE, AT TRENDNET'S OPTION, REPAIR OR REPLACEMENT. THE FOREGOING WARRANTIES AND REMEDIES ARE EXCLUSIVE AND ARE IN LIEU OF ALL OTHER WARRANTIES, EXPRESSED OR IMPLIED, EITHER IN FACT OR BY OPERATION OF LAW, STATUTORY OR OTHERWISE, INCLUDING WARRANTIES OF MERCHANTABILITY AND FITNESS FOR A PARTICULAR PURPOSE. TRENDNET NEITHER ASSUMES NOR AUTHORIZES ANY OTHER PERSON TO ASSUME FOR IT ANY OTHER LIABILITY IN CONNECTION WITH THE SALE, INSTALLATION, MAINTENANCE OR USE OF TRENDNET'S PRODUCTS.

TRENDNET SHALL NOT BE LIABLE UNDER THIS WARRANTY IF ITS TESTING AND EXAMINATION DISCLOSE THAT THE ALLEGED DEFECT IN THE PRODUCT DOES NOT EXIST OR WAS CAUSED BY CUSTOMER'S OR ANY THIRD PERSON'S MISUSE, NEGLIGENCE, IMPROPER INSTALLATION OR TESTING, UNAUTHORIZED ATTEMPTS TO REPAIR OR MODIFY, OR ANY OTHER CAUSE BEYOND THE RANGE OF THE INTENDED USE, OR BY ACCIDENT, FIRE, LIGHTNING, OR OTHER HAZARD.

LIMITATION OF LIABILITY: TO THE FULL EXTENT ALLOWED BY LAW TRENDNET ALSO EXCLUDES FOR ITSELF AND ITS SUPPLIERS ANY LIABILITY, WHETHER BASED IN CONTRACT OR TORT (INCLUDING NEGLIGENCE), FOR INCIDENTAL, CONSEQUENTIAL, INDIRECT, SPECIAL, OR PUNITIVE DAMAGES OF ANY KIND, OR FOR LOSS OF REVENUE OR PROFITS, LOSS OF BUSINESS, LOSS OF INFORMATION OR DATA, OR OTHER FINANCIAL LOSS ARISING OUT OF OR IN CONNECTION WITH THE SALE, INSTALLATION, MAINTENANCE, USE, PERFORMANCE, FAILURE, OR INTERRUPTION OF THE POSSIBILITY OF SUCH DAMAGES, AND LIMITS ITS LIABILITY TO REPAIR, REPLACEMENT, OR REFUND OF THE PURCHASE PRICE PAID, AT TRENDNET'S OPTION. THIS DISCLAIMER OF LIABILITY FOR DAMAGES WILL NOT BE AFFECTED IF ANY REMEDY PROVIDED HEREIN SHALL FAIL OF ITS ESSENTIAL PURPOSE.

Governing Law: This Limited Warranty shall be governed by the laws of the state of California.

Note: AC/DC Power Adapter, Cooling Fan, Cables and Power Supply carry a 1-Year Warranty

Certifications

This equipment has been tested and found to comply with FCC and CE Rules.

Operation is subject to the following two conditions:

- (1) This device may not cause harmful interference.
- (2) This device must accept any interference received. Including interference that may cause undesired operation.



Waste electrical and electronic products must not be disposed of with household waste. Please recycle where facilities exist. Check with you Local Authority or Retailer for recycling advice.



NOTE: THE MANUFACTURER IS NOT RESPONSIBLE FOR ANY RADIO OR TV INTERFERENCE CAUSED BY UNAUTHORIZED MODIFICATIONS TO THIS EQUIPMENT. SUCH MODIFICATIONS COULD VOID THE USER'S AUTHORITY TO OPERATE THE EQUIPMENT.

ADVERTENCIA

En todos nuestros equipos se mencionan claramente las características del adaptador de alimentación necesario para su funcionamiento. El uso de un adaptador distinto al mencionado puede producir daños físicos y/o daños al equipo conectado. El adaptador de alimentación debe operar con voltaje y frecuencia de la energía eléctrica domiciliar existente en el país o zona de instalación.



Product Warranty Registration

Please take a moment to register your product online.
Go to TRENDnet's website at <http://www.trendnet.com/register>

TRENDnet[®]
20675 Manhattan Place
Torrance, CA 90501
USA